



# Parenting in a



# DIGITAL WORLD



■ Bullying prevention ■ Internet Safety



with your KIPP SHARP School Counselors



**KIPP:SHARP**

---



# Ser Padres en un



# MUNDO DIGITAL




■ Prevención de Bullying   ■ Seguridad en Internet



**KIPP:SHARP**

---





*Handwritten signature or scribble.*

*M*

1.


What is bullying?

¿Qué es el acoso  
escolar?





# BULLYING DEFINITION


## DEFINICIÓN DE ACOSO ESCOLAR



"El acoso escolar es un **comportamiento agresivo y no deseado** entre los niños en edad escolar que implica un **desequilibrio de poder** real o percibido. El comportamiento **se repite**, o tiene el potencial de repetirse, con el tiempo".



"Bullying is **unwanted, aggressive behavior** among school aged children that involves a **real or perceived power imbalance**. The behavior is **repeated**, or has the potential to be repeated, over time."



*Stopbullying.gov*



# COMPONENTS OF BULLYING



## Being Mean

Behavior is hurtful



## Imbalance of Power



## On Purpose

Student is aware that it is causing harm



## Over & Over

Behavior continues even after being told to stop

## One-Sided

One student/group to another, not reciprocal



# COMPONENTES DEL ACOSO ESCOLAR



## Comportamiento Malo

El comportamiento es dañino

## Una y Otra Vez

El comportamiento continúa incluso después de que se le diga que se detenga



## Desequilibrio de poder



## A Propósito

El estudiante es consciente de que está causando daño

## Parcial/De Una Manera

Un estudiante/grupo a otro, desigual





# CONFLICT/CONFLICTO

Two-Sided/De Dos Lados



*M*

2. Types of bullying?

Tipos de acoso  
escolar



# TYPES OF BULLYING

## Physical

- Hitting/kicking/pinching
- Spitting
- Tripping/pushing
- Taking or breaking someone's things
- Making mean or rude hand gestures



## Verbal

- Teasing
- Name-calling
- Inappropriate sexual comments
- Taunting
- Threatening to cause harm



## Social-Emotional

- Leaving someone out
- Telling other children not to be friends with someone
- Spreading rumors
- Embarrassing someone in public



## Peer or Relational Aggression

Use their friendship--or the threat of taking their friendship away--to hurt someone



# Tipos de Acoso Escolar


## Físico

- Golpear/patear/pellizcar
- Escupir
- Tropezar/empujar
- Tomar o romper las cosas de alguien
- Hacer gestos de mano malos o groseros



## Verbal

- Burlarse
- Insultar
- *Comentarios sexuales inapropiados*
- Amenaza de causar daño



## Social-emocional

- Dejar a alguien fuera
- Decirle a otros niños que no sean amigos de alguien
- Difundir rumores
- Avergonzar a alguien en público



## Agresión Relacional/Compañeros

usan su amistad--o la amenaza de quitarles su amistad--para lastimar a alguien



*M*

# 3. Cyberbullying

"willful and repeated harm inflicted through the use of computers, cell phones, and other electronic devices."





# Cyberbullying Differences

- **Anonymity**- Nearly 20 percent of teens had a cyberbully pretend to be someone else in order to trick them online, getting them to reveal personal information.
- **Disinhibition**- “You can’t see me I can’t see you.”
- **Accessibility**- 24/7
- **Punitive Fears**- victims don’t report because fear having computer or phone/computer privileges taken away
- **Bystanders**- different for cyber bullying- don’t witness actual face to face confrontation.





## Students who:

- Act vulnerable. When bullied, they become visibly frightened, cry, or do not have an appropriate response. This becomes an invitation to even more bullying.
- Have few or no friends. Children who are socially isolated are easy targets.
- Are not assertive. To the child who bullies, people who are not assertive seem weak or easily dominated. Targets are also less likely to tell someone about the bullying.
- Have low self-esteem and lack of self-confidence. Children with low self-esteem may feel they deserve the bullying.



# Vulnerabilities



*M*

# 3. David's Law

## La Ley de David







# David Barlett Molak

- 16 year boy from San Antonio, Texas.
- His passions were hunting, fishing, and playing video games with his older brothers.
- David was a victim to being bullied.
- In the last few months before his death, David was overwhelmed with hopelessness after being continuously harassed, humiliated and threatened by a group of students through text messages and social media.
- David died by suicide on January 4, 2016 in his hometown of San Antonio





# David Barlett Molak



- Niño de 16 años de San Antonio, Texas.
- Sus pasiones eran cazar, pescar y jugar videojuegos con sus hermanos mayores.
- David fue víctima de acoso escolar.
- En los últimos meses antes de su muerte, David estaba abrumado por la desesperanza después de ser acosado continuamente, humillado y amenazado por un grupo de estudiantes a través de mensajes de texto y medios sociales.
- David murió por suicidio el 4 de enero de 2016 en la ciudad de San Antonio.



# What David's Law?

In June 2017, Senate Bill 179, known as David's Law, passed in the Texas House and Senate with the focus to end cyberbullying and bullying abuse in the younger generations.



# ¿Cuál es la Ley de David?

En junio de 2017, el Proyecto de Ley del Senado 179, conocido como la Ley de David, fue aprobado en la Cámara de Representantes y el Senado de Texas con el objetivo de poner fin al acoso cibernético y el abuso de intimidación en las generaciones más jóvenes.



# WHERE THIS LAW APPLIES



1.

On school property or delivered to school property

2.

On a publicly/privately owned school bus or vehicle to or from school or a school-sponsored or school-related activity

3.

On a school-sponsored activity on or off school property

*Field Trips*

4.

Cyberbullying off of school property or outside of a school-sponsored or school-related activity if the act affects education/school



# DONDE SE APLICA ESTA LEY



1.

En la propiedad de la escuela o entregado a la propiedad de la escuela

2.

En un autobús o vehículo escolar de propiedad pública / privada hacia o desde la escuela o una actividad patrocinada por la escuela o relacionada con la escuela

3.

En una actividad patrocinada por la escuela dentro o fuera de la propiedad de la escuela

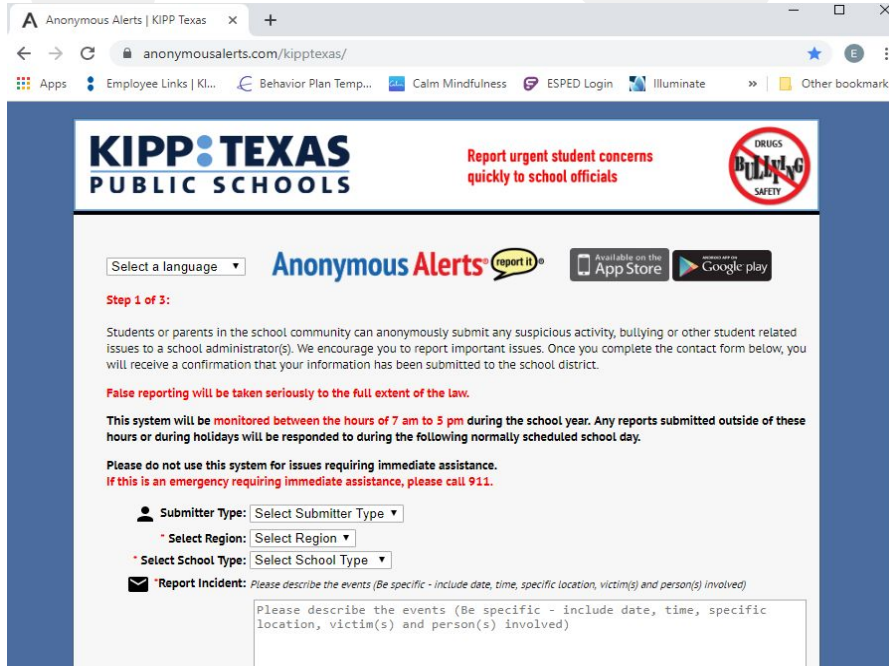
*Field Trips*

4.

Acoso cibernético fuera de la propiedad de la escuela o fuera de una actividad patrocinada o relacionada con la escuela si el acto afecta la educación / escuela



# <https://www.anonymousalerts.com/kipptexas>



The screenshot shows the homepage of the Anonymous Alerts website for KIPP Texas Public Schools. At the top, there is a navigation bar with the school's logo and the text "Report urgent student concerns quickly to school officials" next to a "No Drugs, Bullying, Safety" icon. Below this is a language selection dropdown and the "Anonymous Alerts" logo with a "report it" speech bubble icon. There are also buttons for downloading the app from the App Store and Google Play. The main content area is titled "Step 1 of 3:" and contains instructions for users. It states that students or parents can report suspicious activity, bullying, or other student-related issues. It also includes a warning that false reporting will be taken seriously and that the system is monitored between 7 am and 5 pm during the school year. A section for "Report Incident:" includes dropdown menus for "Submitter Type", "Region", and "School Type", and a text area for describing the event. A red starburst graphic is overlaid on the bottom left corner of the screenshot.



**KIPP TEXAS**  
PUBLIC SCHOOLS

Report urgent student concerns  
quickly to school officials



Keep our campus safe! Report bullying, drugs, or safety concerns by visiting the website below.

<https://www.anonymousalerts.com/kipptexas>  
Scan the QR code to report!



The screenshot shows the homepage of the KIPP Sharp website. The background features a photograph of a school building with a large American flag. Overlaid on the page is a white box for "Anonymous Alerts" with the text "Parents and students can submit their report of bullying incidents:" and links to "English Letter" and "Spanish Letter". To the right of this box is a blue award banner for "BEST ELEMENTARY SCHOOLS US NEWS CHARTER 2022" and "NAMED #3 in Houston". A red starburst graphic is overlaid on the bottom left corner of the screenshot.

# 4. INTIMATE VISUAL MATERIAL



- Schools are not exempt from reporting a finding of intimate visual material of a minor (for example: sexting, inappropriate/not fully clothed photos)
- Once reported, other legal complications may occur (i.e. criminal charges for inappropriate photos/videos of minors, CPS reports, etc.)

**If you receive and inappropriate photo, do not send it to others or post it on social media.**

## 4. MATERIAL VISUAL ÍNTIMO



- Las escuelas no están exentas de reportar un hallazgo de material visual íntimo de un menor (por ejemplo: sexting, fotos inapropiadas / no completamente vestidas)
- Cuando sea informado, pueden ocurrir otras complicaciones legales (por ejemplo, cargos criminales por fotos o vídeos inapropiados de menores, informes de CPS, etc.)

**Si recibes una foto inapropiada, no la envíes a otros ni la publiques en las redes sociales.**



# 5. CONSECUENCIAS DE LA APLICACIÓN DE LA LEY

Delito menor de clase A - que podría tener las siguientes consecuencias:

- Castigado con una multa de hasta \$4,000, confinamiento en una cárcel por un período de hasta un año, o ambos.
- Un tribunal puede emitir una orden de restricción temporal o sacarlo de su escuela actual para evitar más intimidación / acoso cibernético.



# 5. INVOLVEMENT OF LAW ENFORCEMENT CONSEQUENCES



**Class A misdemeanor - which could lead to the following consequences:**

- Punishable by a fine up to \$4,000, confinement in a jail for a term up to a one year, or both.
- A court may issue a temporary restraining order, or remove you from your current school to prevent any further bullying/cyberbullying.



*Mz*

# 4. Parent's Role

¿Qué pueden hacer los padres?





*Handwritten signature*

**If your words  
don't work,  
tell an adult.**



**Helping your child through conflict**

# ¿QUÉ PUEDO HACER?



**Si tus palabras no funcionan, díselo a un adulto.**



**Ayudar a su hijo a través del conflicto**

# What can parents do?

- Ask questions
- Actively involved
- Help educate your child on what is bullying and what bullying is not
- Document & report bullying incidents
- Print out copies of inappropriate emails, social media posts, online communications.
- Be a role model.
- Encourage your child to pursue interest and activities to build more positive friendships
- Keep in contact with your child's teachers
- Contact the school counselors for additional support and suggestions if the situation continues

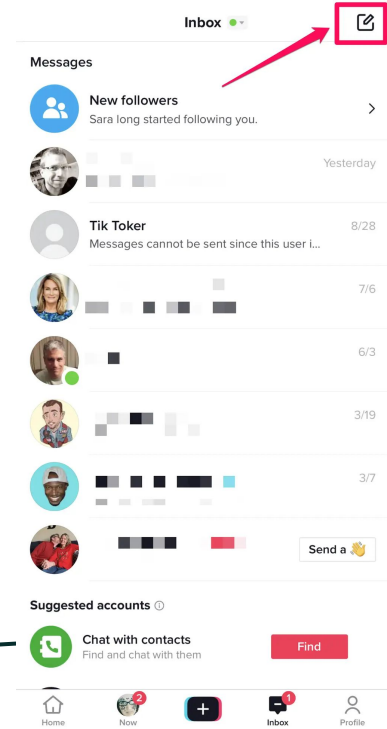
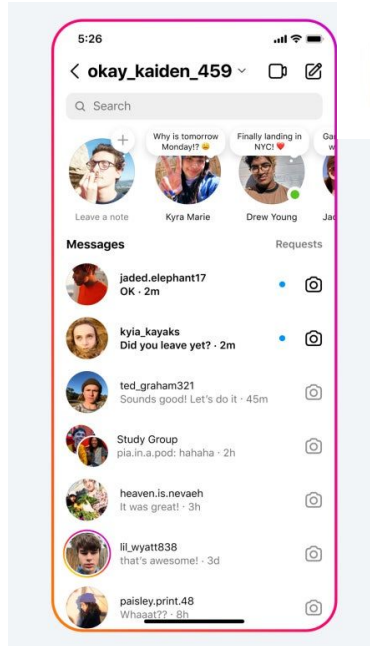
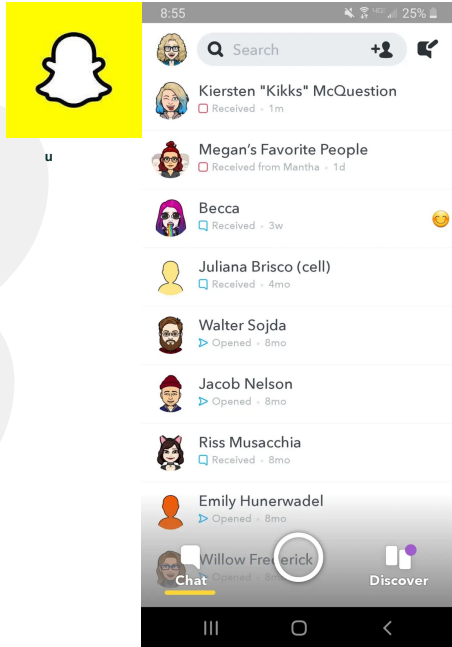
# ¿Qué pueden hacer los padres?

- Hacer preguntas
- Participación activa
- Ayudar a educar a su hijo sobre lo que es el acoso y lo que no es el acoso
- Documentar e informar incidentes de acoso
- Imprimir copias de correos electrónicos inapropiados, publicaciones en redes sociales, comunicaciones en línea.
- Sé un modelo a seguir.
- Aliente a su hijo a buscar interés y actividades para construir amistades más positivas
- Manténgase en contacto con los maestros de su hijo
- Comuníquese con los consejeros escolares para obtener apoyo adicional y sugerencias si la situación continúa



# What can parents do?

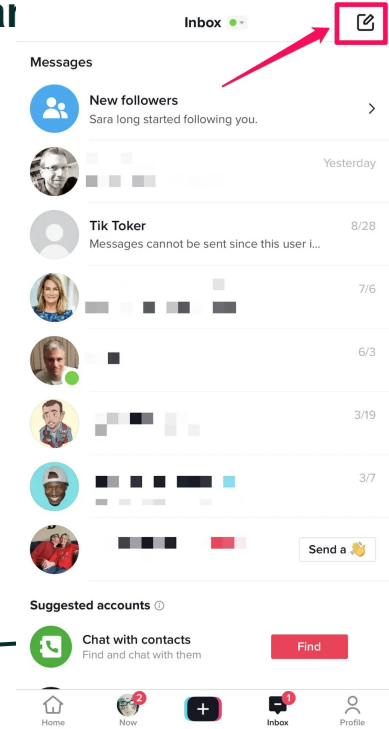
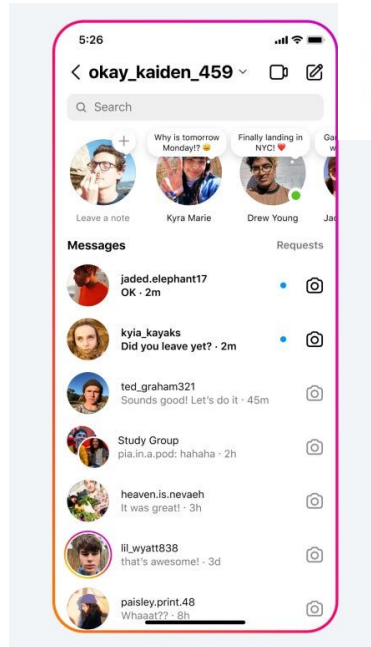
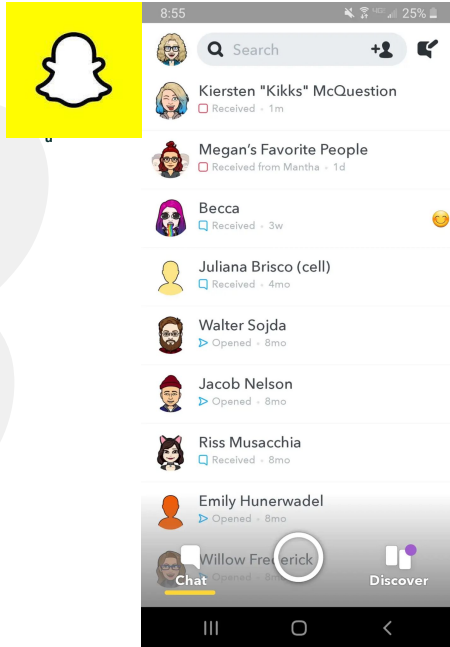
- Talk with your child - open communication
- Monitor technology usage
- Access to electronic devices including password
- Know how to use the apps students are using





# ¿Qué pueden hacer los padres?

- Hable con su hijo: comunicación abierta
- Supervisar el uso de la tecnología
- Acceso a dispositivos electrónicos, incluida la contraseña
- Saber cómo usar las aplicaciones que usan los estudiantes



# Conversation starters

*“There have been a lot of news stories about people being bullied lately, do you know of people dealing with this?”*

*“Have you ever had any problems with people on the internet?”*


*“Has anyone ever bothered or threatened you?”*

*“Do you know of kids who are picked on in school?”*

*“How can I help you make it stop, without embarrassing you?”*



# What if I believe that my child is being bullied or is a bully?



**2.**

## Notify Teacher of concerns

Teacher can provide observations and help monitor students during investigation process

**4.**

## Encourage your child to ask for help

Help your child identify an adult that they can ask for help while at school

**1.**

## Gather details from your child

Names, occurrences, type of bullying, etc.


**3.**

## Report details to the school

Make a written report, email or use anonymous alerts



# ¿Qué pasa si creo que mi hijo está siendo intimidado?



2.

**Notificar al maestro de las preocupaciones**

El maestro puede proveer observaciones y ayudar a monitorear a los estudiantes durante el proceso de investigación

4.

**Anime a su hijo a pedir ayuda**

Ayude a su hijo a identificar a un adulto al que pueda pedir ayuda mientras está en la escuela

1.

**Reúna detalles de su hijo**

Nombres, ocurrencias, tipo de acoso escolar, etc.

3.

**Informe detalles a la escuela**

Haga un informe escrito, envíe un correo electrónico o utilice alertas anónimas



# RESOURCES



Online Safety

Digital Civility

Resources



**common  
sense  
media**

**stopbullying.gov**




FEDERAL TRADE COMMISSION  
**CONSUMER ADVICE**





**Mrs. Jessica Gonzalez**  
**832-287-9047**  
**[jessica.gonzalez@kipptexas.org](mailto:jessica.gonzalez@kipptexas.org)**



*We are here  
for you*



**Ms. Tiffany Canales**  
**PK 3 - 1st grade**  
**281-840-7054**  
**[tiffany.canales@kipptexas.org](mailto:tiffany.canales@kipptexas.org)**



**Thank you Parents!**  
**¡Gracias Padres!**

